


Specialty Compactors



CRAM-A-LOT®
J.V. Manufacturing, Inc.
Solid Waste & Recycling Equipment



“Equipping The World For A Better Environment”

Features

Our Cram-A-Lot specialty compactors are designed specifically for facilities to save space where overall space utilization is critical.

THESE POWERFUL UNITS ARE IDEAL FOR:

- Facilities with limited floor space
- Warehouses
- High-Rise Apartments
- Hotels, Offices & Hospitals
- Or anywhere else trash space is very limited

**SAFE
SIMPLE
AND
USER
FRIENDLY**

DESIGNED FOR:

- Ease of Installation
- Ease of Operation
- Ease of Maintenance

X-PRESS PACK

Portable Liquid Tight Self-Contained Unit

Ease of usage makes it a perfect portable trash compactor ready to use and requires no additional sight prep such as concrete pad, anchors or channel guides.



VERTICAL COMPACTOR

Small Footprint, Frontload service

This compact liquid tight compactor/container is designed to eliminate the need for multiple front load containers. Loading capabilities from the ground, off a dock, or through the wall with optional chute fed systems available.



APARTMENT COMPACTOR

Extra Tight Space Problems

Designed to solve those extra tight space problems, the apartment compactor packs into a 2yd or 3yd front load or rear load container. These units can be equipped with high-rise chute hoppers, ground feed hoppers, and any other special installation solution requirement.



CS-01 & CS-02

Limited volume applications

For restrictive applications, we offer a 1 or 2 yard short version of our standard commercial compactor.



Installed Applications



CRAM-A-LOT®
J.V. Manufacturing, Inc.
Solid Waste & Recycling Equipment

Vertical Compactor



X-Press Pack



CS-02



CS-01



Apartment Compactor



Apartment Compactor



X-press Pack

Self-Contained Compactor

The X-Press Pack is the easiest compactor on the market... just install it and start saving!!

FEATURES

- UL/CUL listed Control Panel
- Liquid tight compactor/container
- 4 or 6 cubic yard front load container
- Remote Power Unit
- Large 46 x 21 Charge Opening
- Low loading height for easy loading
- Optional chute fed systems available
- Fully (UHMW) guided & supported ram
- Fixed breaker bar teeth aid in trash retention
- ANSI Z245.21 Compliant



Available in 4yd & 6yd Container Capacities

This compact self-contained unit offers the same liquid tight containment as a standard size compactor but in a more compact size for space limitations. Designed to offer the same benefits of a larger unit with it's optional chute fed or hopper fed system.

Ease of usage makes it a perfect portable compactor ready to use and requires no additional sight prep such as concrete pad, anchors or channel guides.

DESIGN FEATURES

- Rugged Construction provides long life
- Can easily be used in long or short term locations.
- Eliminates the unsightly mess of spillage by hauler
- Excellent Compaction of dry and/or wet material
- Compaction ratios average 4 to 1, depending on material
- Ideal for Restaurants, Fast Food locations, Shopping Centers, Supermarkets, Hospitals, Schools, Nursing Homes, and hotels

LOADING CAPABILITIES

- Load from ground, off a dock, or through the wall

USER FRIENDLY

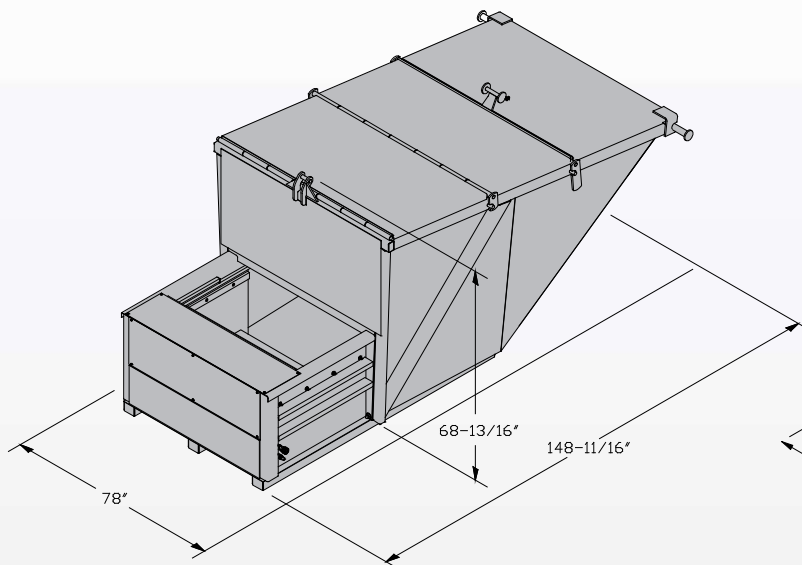
- Container lid automatically unlocks when container is emptied and locks when returned.

SELF-CONTAINED UNIT

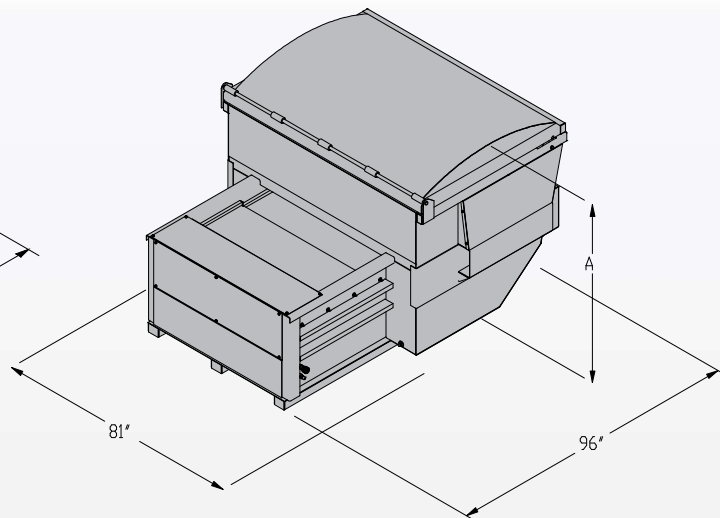
- Designed for limited space locations & wet or dry applications



CRAM-A-LOT®
J.V. Manufacturing, Inc.
Solid Waste & Recycling Equipment



XP-6Y-RL



XP-4Y-FL

Special modifications quoted upon request

Specifications

GENERAL:

Dimensions	Length	96"
	Width	81"
	Height	See Chart
Clear Top Opening		21" L x 46" W
Minimum Load Height		32"
Cycle Time		27 seconds
Ram Force:	Normal	18,300 lbs
	Maximum	19,500 lbs
Ram Penetration		6" Minimum
Ram Face Dimensions		48" W x 19" H
Weight		See Chart
WASTEC Rated		.41 CU YDS

CONSTRUCTION:

Container	Floor	11 gage
	Sides	11 gage
Presshead	Top	3/16" Steel Plate
	Sides	3/16" Steel Plate
	Face	1/4" Steel Plate
Chassis	Floor	3/8" Steel Plate
		3" C-Channel
	Sides	3/16" Steel Plate 3" C-Channel

ELECTRICAL:

Motor	3 hp
Voltage	208-230/460 VAC 60 Hz Three Phase
Optional Voltage	230 VAC 60 Hz Single Phase

HYDRAULIC:

Pump Type		Vane
Pump Capacity		3 gpm
Tank Capacity		14 gal
Hydraulic Cylinder(2)	Bore	2-1/2"
	Stroke	18"
	Rod	1-1/4"
Operating Pressure	Normal	2,250 psi
	Maximum	2,400 psi

MODEL	A	WEIGHT
XP-4Y-FL	58 7/8"	2,700 lbs
XP-6Y-FL	76 7/8"	2,800 lbs
XP-6Y-RL	68 7/8"	2,975 lbs

All information is subject to engineering and/or other changes without notice.

Special modifications quoted upon request



CRAM-A-LOT®

J.V. Manufacturing, Inc.

Solid Waste & Recycling Equipment



Leasing and Rental Programs Available

**Compactor Units can be custom designed
and factory installed to suit your special applications**

Cram-A-Lot® 1-2-3 Warranty

J.V. Manufacturing will furnish without charge:

- 1) All parts and labor expenses through the first year of ownership to remedy any faults proven to be the result of defective materials or workmanship.
- 2) All parts through the second year of ownership to remedy any faults proven to be the result of defective materials or workmanship.
- 3) All labor expenses through the third year of ownership to remedy any structural faults proven to be the result of defective materials or workmanship.

This warranty does not apply to any damage caused by negligence, misuse, modifications, alterations, or accidents by purchaser or third parties.
Refer to operation manual for specific warranty coverage.

CORPORATE OFFICE

P.O. Box 229
701 Butterfield Coach Road
Springdale, AR 72765

1-800-678-7320
479-751-7320
479-751-7774 (fax)

DISTRIBUTED BY:

www.cram-a-lot.com